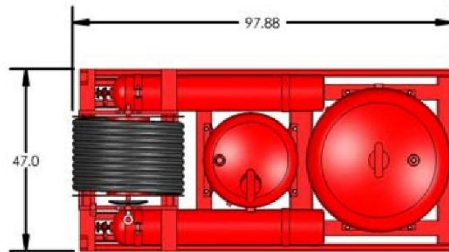




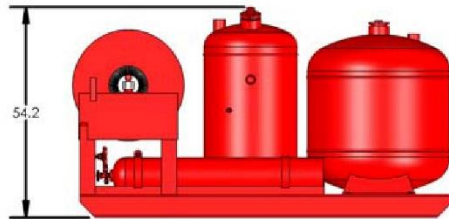
Quality is Behind the Diamond.



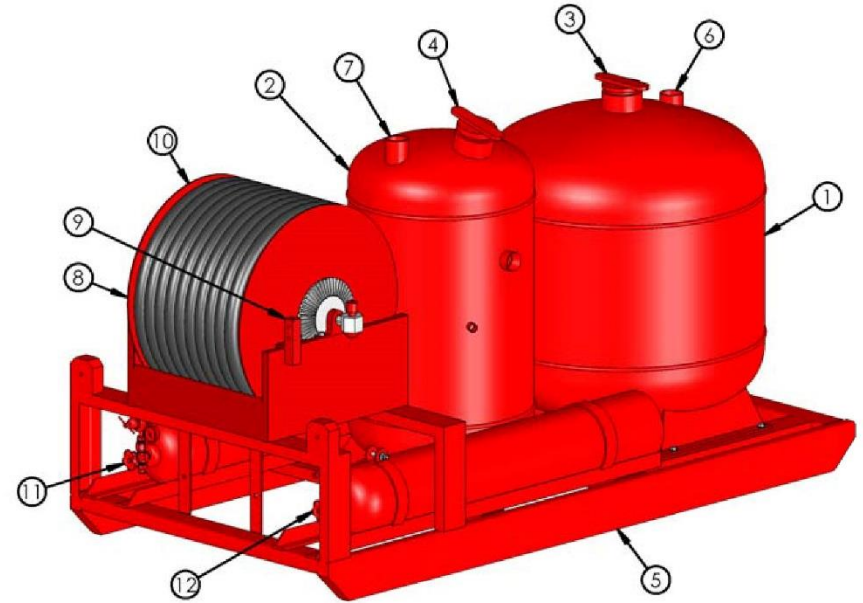
TOP VIEW



END VIEW



SIDE VIEW



ISOMETRIC VIEW

AMEREX MODEL 922

TWIN AGENT 450 DC 150 AFFF

Empty Weight - 2,420 lbs.

Full Weight - 4,120 lbs.

ITEM No.	UNIT DESCRIPTION
1	150 GALLON ASME CODE CYLINDER AFFF
2	450 LB ASME CODE CYLINDER DRY CHEMICAL
3	4" FILLER CAP AFFF
4	4" FILLER CAP DRY CHEMICAL
5	SKID ASSEMBLY
6	250 PSI POP-OFF AFFF
7	250 PSI POP-OFF DRY CHEMICAL
8	MANIFOLD AFFF
9	MANIFOLD DRY CHEMICAL
10	HOSE REEL w/ 100 FT. TWIN 1" HOSES & SHUT OFF
11	NITROGEN CYLINDER AFFF
12	NITROGEN CYLINDER DRY CHEMICAL